



# Students: Welcome to Hāpara Student Dashboard

It puts you in charge of your learning!

To log in go to: [mystudentdashboard.com](https://mystudentdashboard.com)

Log in using your school Google username and password

Student Dashboard brings all of your Workspaces, assignments, resources, announcements, grades and more from Google Classroom, Google Workspace apps and Hāpara into one Dashboard. Let's check out how it works!

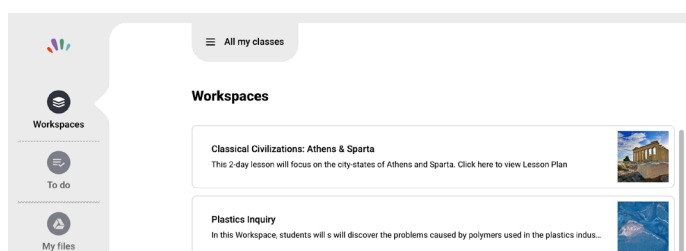
☰ All my classes

At the top of your Student Dashboard, you can filter your view by class/subject, or view all classes at the same time.

## 1 Workspaces

The Workspaces page shows all of the Workspaces that have been assigned to you.

Click on the title and you'll be taken directly to that Workspace.

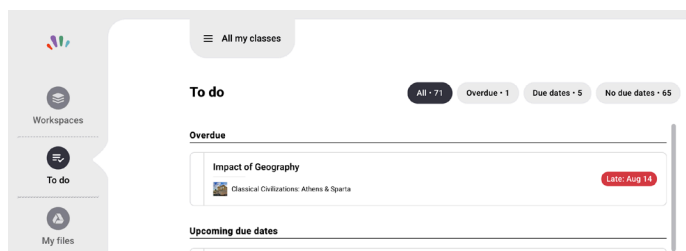


## 2 To do

The To do page shows you a list of all of your assignments.

Click on the title, and you'll be taken to the assignment in a new window.

You can also filter your view by overdue assignments, due date, assignments without a due date or view all at once.

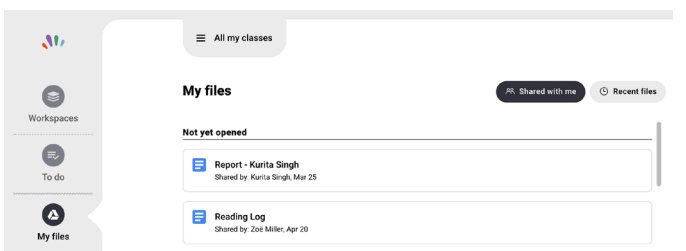


## 3 My files

The My files page shows a list of all of the Shared with me and recent Google Drive files in your school Drive account.

Use the icons at the top to view each category.

Click on the title, and you'll be taken directly to that resource.



## 4 Notifications

The Notifications section shows you announcements from Google Classroom, assigned work, returned work, graded work and emails from your teacher.

You can filter your view to see each category individually, or view all notifications at once.

Click on the notification and you can quickly respond or ask questions.

